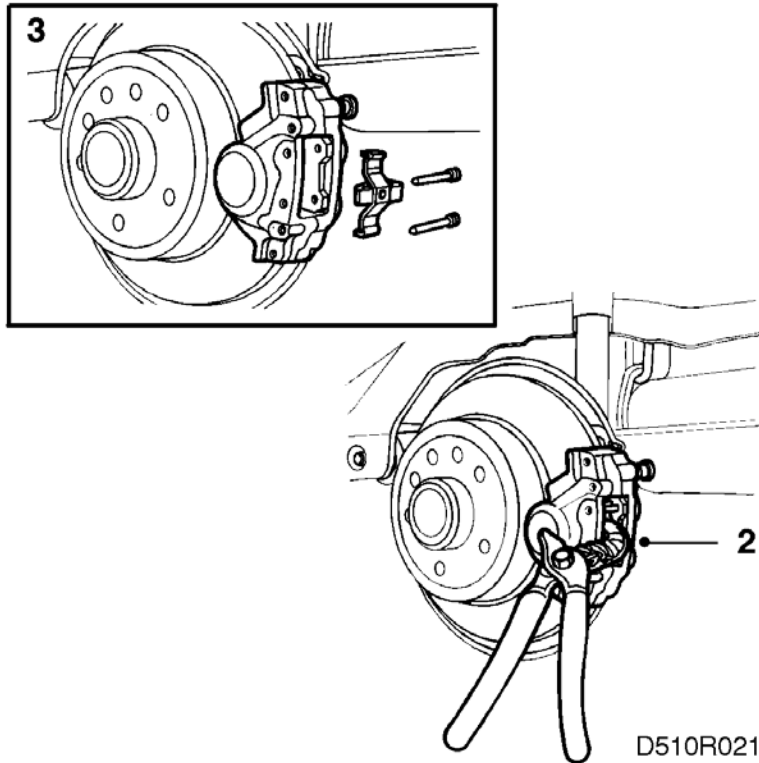
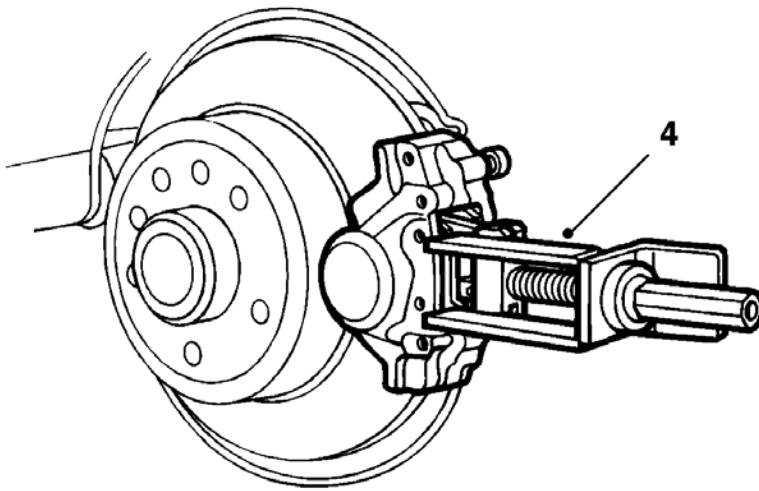


Brake pads, back wheel**Removal**

1. Lift the car and remove the wheel.
2. Press the pistons back with a pair of grips.
3. Remove the pins and secure the lock spring.
- 4.

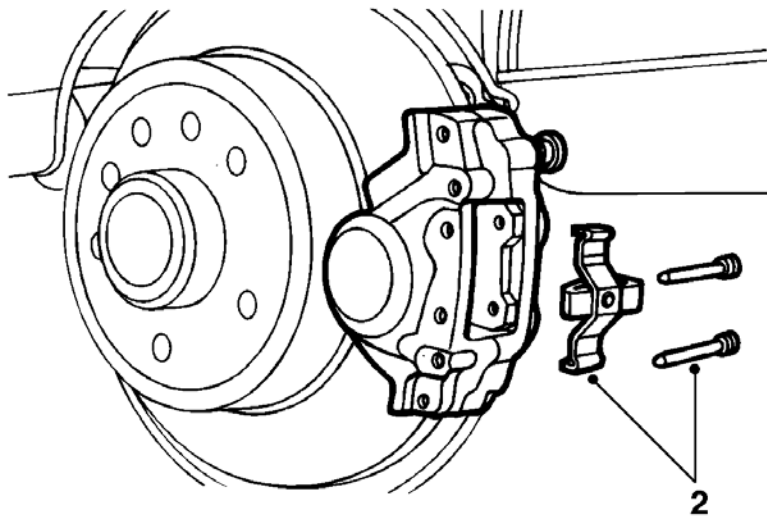
Remove the brake pads. Use the special tool (part no. 89 95 771) if they are jammed.



D510R022

5. Clean the surfaces where the brake pads are in contact with the brake caliper. Use a soft metal brush. Also check the dust covers.

Fitting



D510R023

1. Place the new brake pads in the brake caliper.

2. Fit the lock spring and the pins.
3. Fit the wheel and tighten the wheel studs.

Tightening torque

- light alloy wheels 117 Nm (86.6 lbf ft)

- pressed steel wheels 100 Nm (67-78)

4. Lower the car and force out the brake pads by depressing the brake pedal. Correct the brake fluid level.